

**DAY 15**

**MCA CET 2025**

**REASONING**

**ANALOGY**



**INEXORABLE**  
**MAH MCA CET 2025**  
**FREE CRASH COURSE**






JOIN US ON  WHATSAPP



JOIN US ON  TELEGRAM



FOR MAH MCA CET 2025



# Analogy

'Analogy' means 'similarity', i.e. having similar features. Analogy test is an inference of similarity between two relations.



# Types of Questions

- Words Analogy
- Letters Analogy
- Numbers Analogy
- Mixed Analogy

^  
NFL



# Words Analogy

Cattle : Herd :: Sheep . ?

- ~~(a) Flock~~ ✓
- (b) Swarm → bees
- (c) Shoal → fish
- (d) Mob → human





# Words Analogy

Cat is related to mouse in the same way as Bird is related to .....

- (a) Worm
- (b) Snake
- (c) Animal
- (d) Crow

Direct  
opposite  
relations



# Letters Analogy

CD : GH :: LM : ?

(a) DC ~~(X)~~ ←

(b) EG ~~(X)~~

~~(c) AB~~

(d) IK ~~(X)~~

JK

3 4  
+4 C D +4  
7 G H 8

12 LM  
+4  
↓  
P



# Letters Analogy

ABC GHI :: PQR: \_\_\_\_\_

- (a) STV
- (b) LMN
- (c) UVW
- (d) UVT

~~(e)~~ VWX

T 20    U 21    V 22

A B C  
+6 ↓ ↓ ↓  
G H I  
7

16 17 18  
P Q R  
+6 ↓ ↓ ↓  
22 23  
V W X





# Number Analogy

3:11 :: 7:\_\_\_

(a) 22

(b) 29

(c) 18

(d) 51

$$3^2 + 2 = 9 + 2 = 11$$

$$7^2 + 2 = 49 + 2 = \underline{51}$$



# Mixed Analogy

16, 1, 16, 5, 18

NEWS: 14, 5, 23, 19 :: PAPER : ?

(a) 16, 5, 16, 1, 18

~~(b) 16, 1, 16, 5, 18~~

(c) 18, 5, 16, 1, 16

(d) 32, 2, 32, 10, 36



Needle is related to Thread as Pen is related to

(a) Ink

(b) Cap

(c) Paper

(d) Wood



Bird : Wings : Fish : ?

(a) Gills

(b) Head

(c) Fins

(d) Legs







opposite



Blunt : Sharp :: Sow :

(a) Reap

(b) Seeds


(c) Farmer

(d) Crop




KMF: LLH : RMS:?

- (a) SLR
- ~~(b) SLU~~
- (c) SSU
- (d) SUS



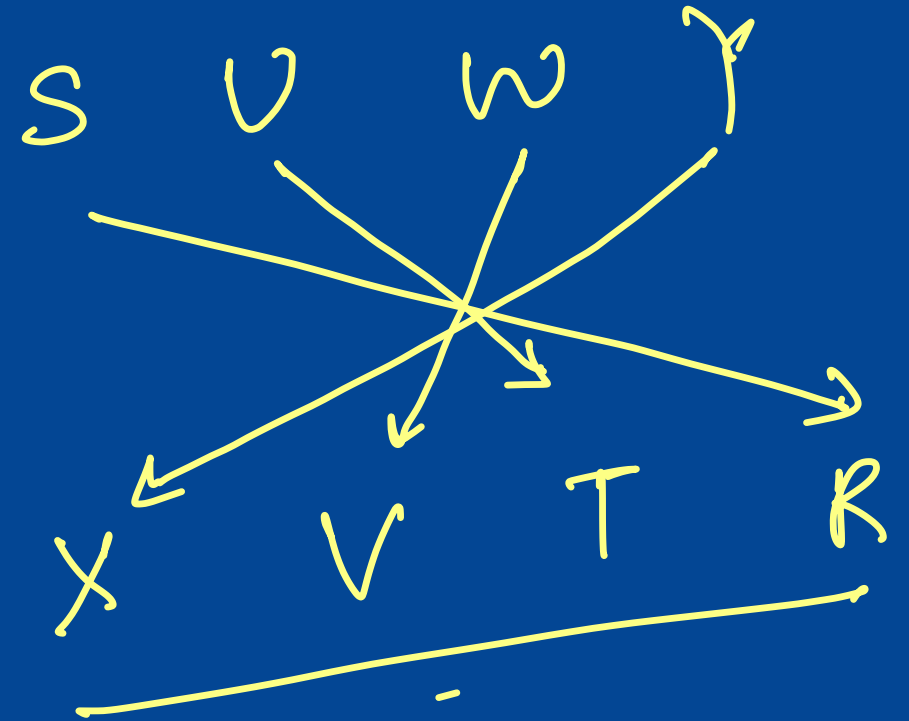

f. -1 +2

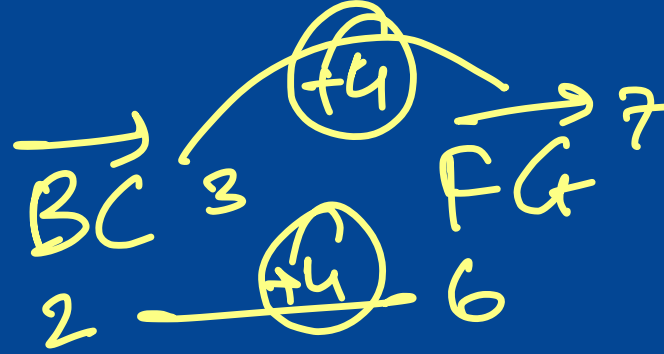




JLNP : OMKI :: SUWY : ?

- (a) FGHI
- (b) MLKJ
- (c) PLHD
- ~~(d) XVTR~~





Select the pair similarly related to the given pair. 8

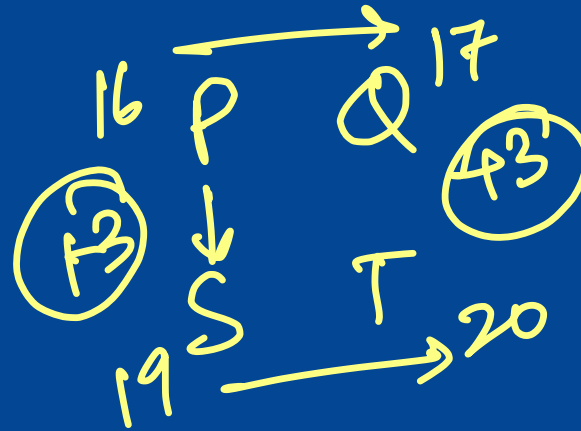
BC : FG

(a) PQ : ST X

~~(b) HI : LM~~ →

(c) AD : PQ X

(d) JK : LM X







Select the pair similarly related to the given pair.

CEH: IKN

- (a) ACD: FHJ
- (b) CDF: IJK
- (c) EFH: KMN
- (d) ~~OOT: UWZ~~

C<sup>(D)</sup> E<sup>(F)</sup> H  
I<sup>(J)</sup> K<sup>(M)</sup> N

O<sup>(P)</sup> → Q<sup>(R)</sup> T<sup>(S)</sup>  
~~U<sup>(V)</sup> → W<sup>(X)</sup> Z<sup>(Y)</sup>~~



$$-3 \times 2$$

$$18:30 :: 36 : ?$$

(a) 54

(b) 62

(c) 64

(d) 66

$$\underline{(36-3)} \times 2 = 33 \times 2 = 66$$



  
 $6 : \underline{222} :: \underline{7} : ?$

(a) 210

(b) 336

(c) 343

(d) 350

$$6^3 = \underline{\underline{216}} + 6 = \underline{\underline{222}}$$

$$7^3 = 343 + 7 = \textcircled{350}$$



3

C: 16 :: F: ?

(a) 30

(b) 40

(c) 49

(d) 50

$$(3+1)^2 = 16$$

$$(6+1)^2 = 7^2 = 49$$





$M \times N: 13 \times 14 ; F \times R: ?$

(a)  $7 \times 19$

(b)  $14 \times 15$

(c)  $5 \times 17$

(d)  $6 \times 18$

$6 \times 18$



$$\left(\frac{T}{J}\right) 2 : \left(\frac{X}{H}\right) ?$$

$$\frac{20}{10} = 2$$

$$\frac{24}{8} = 3$$

(a) 2

(b) 3

(c) 23/7

(d) 4



$$5^2 = 25$$

GREAT : 25 :: NUMBER :

- (a) 36
- (b) 38
- (c) 27
- (d) 24

A

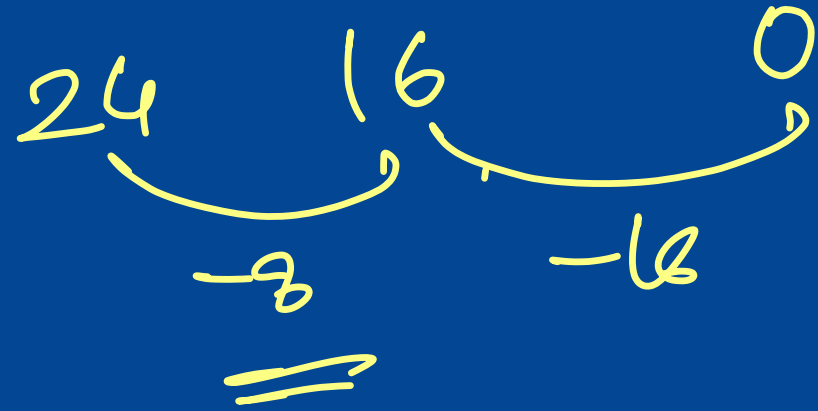


$$6^2 = 36$$



Choose that set of numbers from the four alternatives, which is similar to the given set.

- $-8$   $-16$
- (32, 24, 8)
- (a) (26, 32, 42)
- ~~(b) (24, 16, 0)~~
- (c) (34, 24, 14)
- (d) (42, 34, 16)
- ~~(e) (34, 24, 14)~~
- $-8$   $-16$







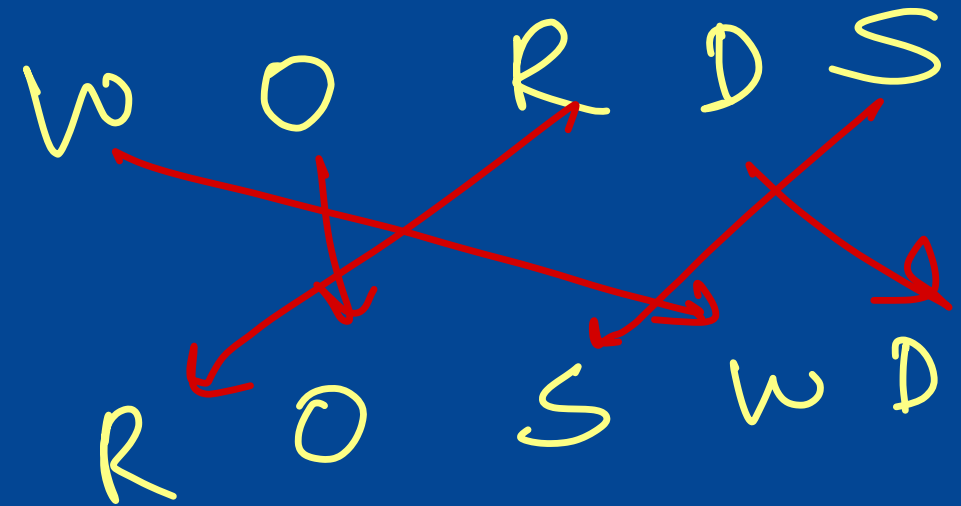
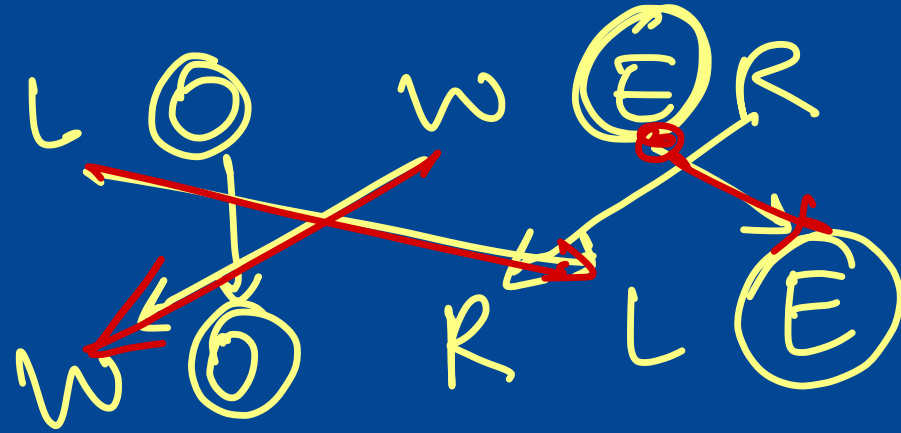
## LOWER: WORLE

(a) GLAZE : AGELZ (X)

(b) AMONG : OMNAG

~~(c) WORDS : ROSWD~~

(d) ENTRY : RNYET (X)






JOIN US ON  WHATSAPP



*Worksheet  
SOLPS*

JOIN US ON  TELEGRAM



FOR MAH MCA CET 2025