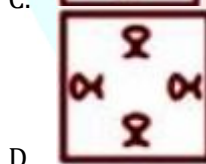
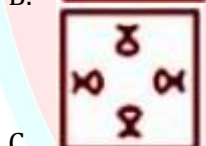
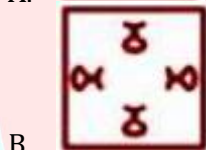


# REASONING

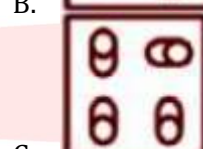
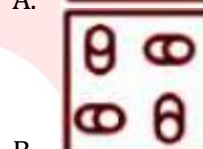
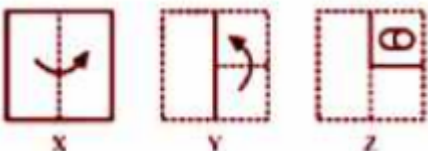
## Paper Folding & Cutting Worksheet for MAH MCA CET 2025

For students preparing for MCA Entrance Exam.

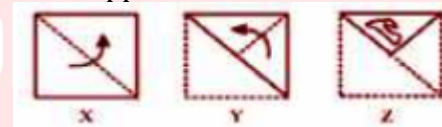
1. A paper is folded and cut as shown in the following problem figures (X, Y and Z). Select the answer figure that depicts how the paper will appear when unfolded.



2. A paper is folded and cut as shown in the following problem figures (X, Y and Z). Select the answer figure that depicts how the paper will appear when unfolded?

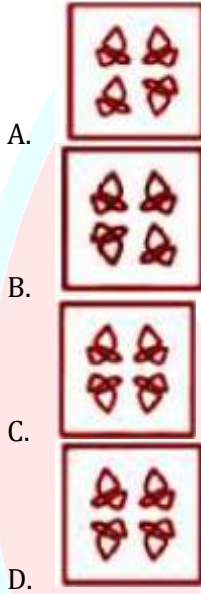
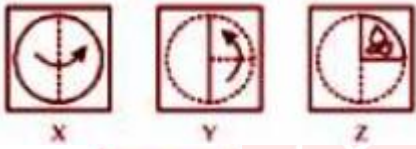


3. A paper is folded and cut as shown below. how will it appear when unfolded?

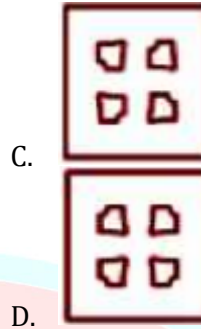
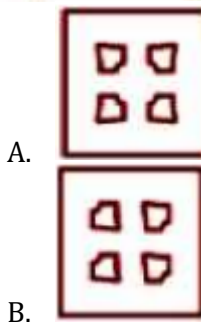
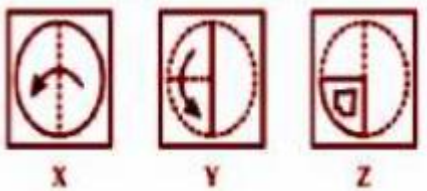




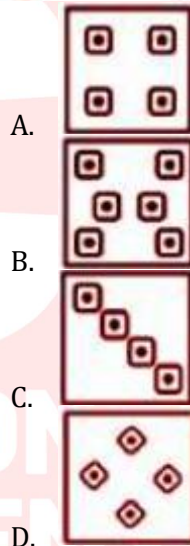
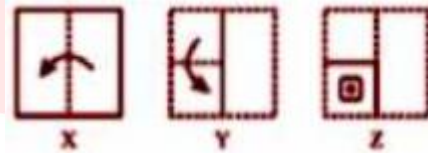
4. A paper is folded and cut as shown in the following problem figures (X, Y and Z). Select the answer figure that depicts how the paper will appear when unfolded



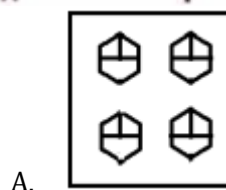
5. A paper is folded and cut as shown in the following problem figures (X, Y and Z). Select the answer figure that depicts how the paper will appear when unfolded.

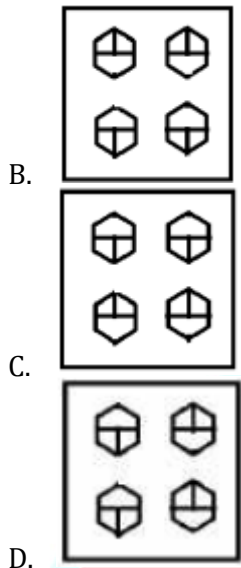


6. A paper is folded and cut as shown in the following figure (X, Y and Z), select the option that depicts how this paper will appear when unfolded?

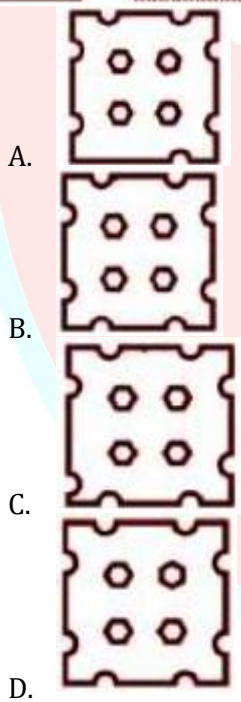


7. A paper is folded and cut as shown in the following figures (X, Y and Z). Select the option that depicts how this paper will appear when unfolded.

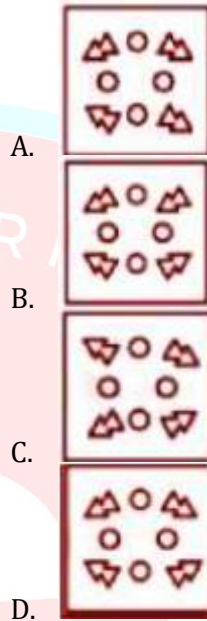
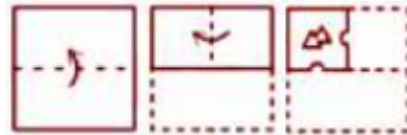




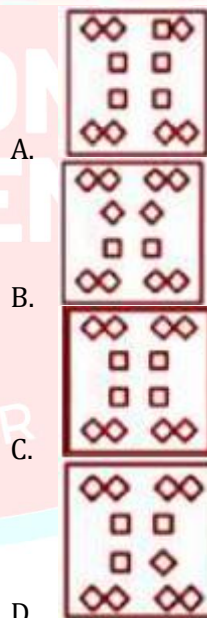
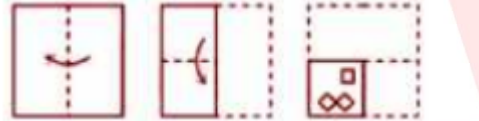
8. A paper is folded and cut as shown below. How will it appear when unfolded?



9. The paper is folded and cut as shown below. How will it appear when unfolded?



10. A paper is folded and cut as shown below. How will it appear when unfolded?



## Answer Key

1. C	2. A	3. D	4. C	5. D	6. C	7. C	8. B	9. D	10. C
------	------	------	------	------	------	------	------	------	-------

